



LEFT-HAND CLOSING ELEMENT **D-LINE**



Versatile and space-saving, the popular D-Line bench system consists of various corner elements and matching end pieces, as well as straight main elements in lengths of 60 cm and 120 cm. The corner elements can be linked together using steel hooks. The load-bearing frame of the body is made of precision-milled multiplex panels. The seat and backrest are padded with high-quality foam, providing a comfortable sitting experience. A wide range of material and color options are available, along with leg variants in brushed stainless steel in silver or black, or beech wood stained in walnut tone, rounding off the modular bench system. In the wall-mounted versions, the back is covered with fleece. Personalize your D-Line bench system: now also available in an electrified version. Visually discreet yet easily accessible, the integrated power sockets and USB ports allow guests to conveniently charge their phones and laptops. Our sales team will be happy to assist you!

\$797.00

LEFT-HAND CLOSING ELEMENT D-LINE

Your chosen variant




Product details

Product Code:	102CLV
Model name:	D-Line
Product type:	left-hand closing element
Seating material:	fabric Envira
Seating colour:	stone grey
Floor glider:	plastic gliders included
Assembly state:	not assembled
Produced in Germany or Europe:	yes
Sustainable:	yes

Technical specifications

Product Code:	102CLV
Model name:	D-Line
Product type:	left-hand closing element
Application area:	indoors
Height:	96 cm
Seat height:	47 cm
Width:	80 cm
Depth:	60 cm
Seat depth:	45 cm
Weight:	44.9 kg

LEFT-HAND CLOSING ELEMENT **D-LINE**



LEFT-HAND CLOSING ELEMENT D-LINE